



ELITE PARK OUTDOOR

\$308.99 - \$2,365.96



SKU: N/A




Categories: [New Office Furniture](#), [Outdoor Furniture](#)

Tags: [Ashley Outdoor](#), [Elite Park](#), [Grey Outdoor](#)

woocommerce_disable_product_enquiry
no |

VARIATIONS

Image	SKU	Stock Status	Stock Quantity	Description	Collection	Price
	P518-625				Rectangle Dining Table	\$719.99
	P518-602A				Swivel Chair w/cushion	\$719.99

Image	SKU	Stock Status	Stock Quantity	Description	Collection	Price
	P518-601A				Armchair w/cushion	\$616.99
	P518-600				Bench w/cushion	\$308.99
	ELITEPARKSET				Complete Set	\$2,365.96

GALLERY IMAGES



PRODUCT DESCRIPTION

ELITE PARK OUTDOOR

- Rust-free aluminum frame with durable powder coated finish
 - Stainless steel hardware
- Designed to withstand the harsh elements of the outdoors
 - Umbrella hole with cover cap (umbrella not included)
- All-weather resin wicker handwoven over rust-free aluminum frame with durable power coated finish
 - Nuvela (solution-dyed polyester) high performance fabric
 - All-weather foam cushion core wrapped in soft polyester
 - Hand applied wood-look finish
- Clean fabric with mild soap and water, let air dry; for stubborn stains, use a solution of 1 cup bleach to 1 gallon water

Add a distinguished touch of gray to your outdoor living space with the Elite Park dining package. It's made with resin wicker over an aluminum frame for a relaxed look that provides seasons of enjoyment. Thick seat and back cushions are wrapped in Nuvela® high-performance fabric that's fade-resistant, stain-resistant and a breeze to clean. Its aluminum top combines the exceptional durability and weather resistance you need with the "wood look" finish you love.

ADDITIONAL INFORMATION

Collection

Rectangle Dining Table, Swivel Chair w/cushion, Armchair
w/cushion, Bench w/cushion, Complete Set

